

Derek Trucks Slide Guitar Style Study

lesson by Steve Flack
www.guitarheroes.com.au

Tabbed by Jerome Madulid

Standard tuning

♩ = 95


LICK 1

E

sl.

sl.

Slide Gt



6 4 6 4 6


Detailed description: Lick 1 is a 4-measure phrase in 4/4 time, key of A major. The first measure has a quarter rest followed by a quarter note G4. The second measure has a half note E4. The third measure has a slide from G4 to F#4, followed by a quarter note E4, a quarter note D4, and a quarter note C4. The fourth measure has a quarter note B3. The tablature shows fret numbers 6, 4, 6, 4, 6 on the high E string.

LICK 2

sl. *sl.* *sl.* *sl.*

sl. *sl.*

E



6 4 7 6 7 6 6 7 6 4 9 9

Detailed description: Lick 2 is a 4-measure phrase in 4/4 time, key of A major. The first measure has a triplet of eighth notes G4, F#4, E4, followed by a slide from E4 to D4. The second measure has a slide from D4 to C4, followed by a slide from C4 to B3. The third measure has a slide from B3 to A3, followed by a slide from A3 to G3. The fourth measure has a half note E4. The tablature shows fret numbers 6, 4, 7, 6, 7, 6, 6, 7, 6, 4, 9, 9.


LICK 3

B

sl. *sl.* *sl.* *sl.*

sl. *sl.* *sl.* *sl.*

B



7 9 7 5 7 5 6 7 9 7 9 7 5

Detailed description: Lick 3 is a 4-measure phrase in 4/4 time, key of A major. The first measure has a quarter note B4, followed by slides from B4 to A4, A4 to G4, and G4 to F#4. The second measure has a slide from F#4 to E4, followed by a slide from E4 to D4. The third measure has a quarter note B4. The fourth measure has a slide from B4 to A4, followed by slides from A4 to G4 and G4 to F#4. The tablature shows fret numbers 7, 9, 7, 5, 7, 5, 6, 7, 9, 7, 9, 7, 5.


LICK 4

E

sl. *sl.*

sl. *sl.*

E



(5) 7 5 7 9 7 5

Detailed description: Lick 4 is a 4-measure phrase in 4/4 time, key of A major. The first measure has a quarter note E4, followed by a slide from E4 to D4. The second measure has a slide from D4 to C4. The third measure has a slide from C4 to B3, followed by a slide from B3 to A3. The fourth measure has a slide from A3 to G3. The tablature shows fret numbers (5), 7, 5, 7, 9, 7, 5.

LICK 5
E

10 *sl.*

T
A
B

LICK 6
E

13 *sl.*

T
A
B

LICK 7
E

15 *sl.*

T
A
B

LICK 8
B

17 *sl.* *sl.* *sl.*

T
A
B

LICK 9
B

19 *sl.* *sl.* *sl.*

T
A
B

LICK 10

E

Musical notation for Lick 10, measures 21-22. The notation is in treble clef with a key signature of three sharps (F#, C#, G#). Measure 21 starts with a treble clef and a key signature of three sharps. The melody begins with a triplet of eighth notes on the 12th fret, marked with a slur and 'sl.'. This is followed by a slur over the 10th and 9th frets, also marked with a slur and 'sl.'. The measure ends with a quarter rest. Measure 22 begins with a quarter rest, followed by a triplet of eighth notes on the 11th and 13th frets, marked with a slur and 'sl.'. This is followed by a slur over the 12th and 10th frets, marked with a slur and 'sl.'. The measure ends with a quarter rest. The guitar tablature below the staff shows the fret numbers: 12, 10, 9, 9 for measure 21, and 11, 13, 12, 12, 10, 12 for measure 22.

Musical notation for Lick 10, measures 23-24. The notation is in treble clef with a key signature of three sharps (F#, C#, G#). Measure 23 starts with a treble clef and a key signature of three sharps. The melody begins with a triplet of eighth notes on the 12th fret, marked with a slur and 'sl.'. This is followed by a slur over the 10th and 9th frets, marked with a slur and 'sl.'. The measure ends with a quarter rest. Measure 24 begins with a quarter rest, followed by a slur over the 12th and 10th frets, marked with a slur and 'sl.'. This is followed by a slur over the 13th and 9th frets, marked with a slur and 'sl.'. The measure ends with a quarter rest. The guitar tablature below the staff shows the fret numbers: 12, 10, 13, 9, 7, 9, 9 for measure 23, and 12, 10, 13, 9, 7, 9, 9 for measure 24.