

Scale tone arpeggios

In this Lead Work column I am going to demonstrate the technique of playing through the scale tone arpeggios of a major scale. Scale tone arpeggios from the major scale in the root position have a familiar sound and you may have already practiced this, however I would also like to incorporate the three inversions of each arpeggio and remain in one fret board position. When confident with each arpeggios inversion, you can play through any chord progression outlining the changes without moving around the fretboard. I have attached two examples over a standard chord progression that demonstrate this.

A practice technique I would like you to experiment with while working on these exercises involves downloading and printing the attached diagrams, playing each example without looking at the fretboard. Have the printouts on a music stand and use each diagram to guide your fingers. Try to visualise the fretboard and use the printed diagrams as a reference when you need to. This will develop a stronger understanding of the fretboard, you will begin to think more about each notes relationship to the next, the intervals and the sound of each arpeggio. All examples are in the key of F major.

Diagram 1) Scale tone arpeggios in root position - 1 3 5 7

Diagram 2) Scale tone arpeggios in first inversion - 3 5 7 1

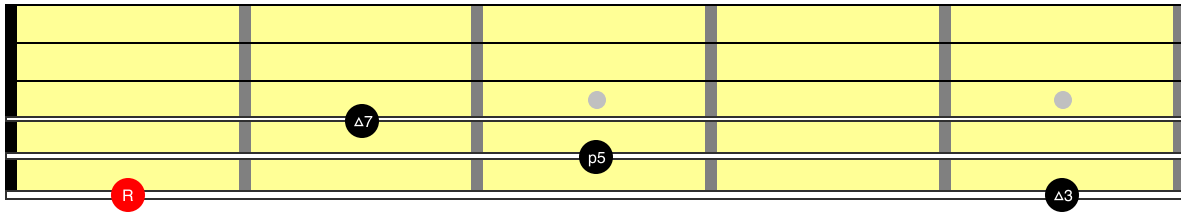
Diagram 3) Scale tone arpeggios in second inversion - 5 7 1 3

Diagram 4) Scale tone arpeggios in third inversion - 7 1 5 3

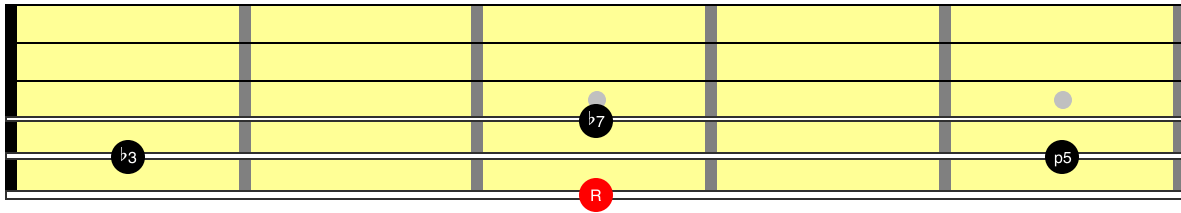
insert example 1

insert example 2

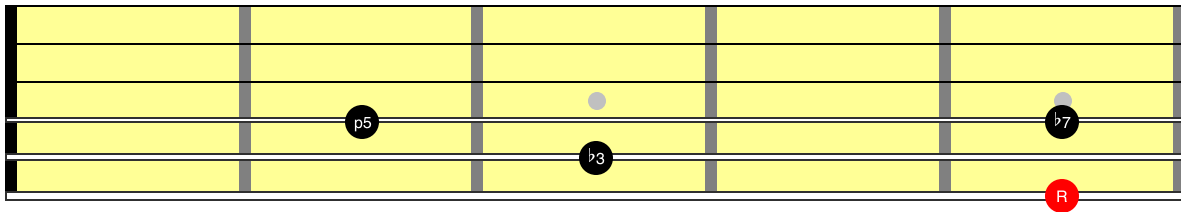
FMaj7



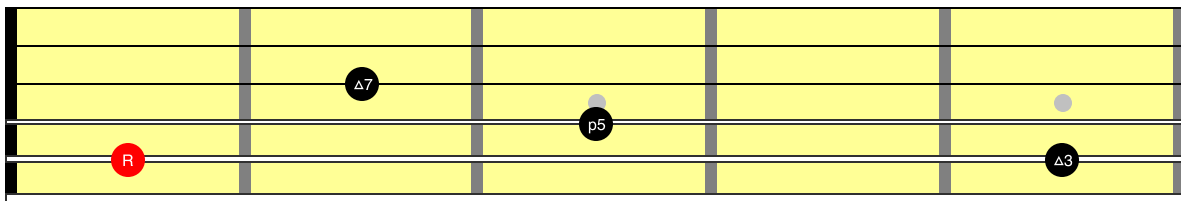
Gm7



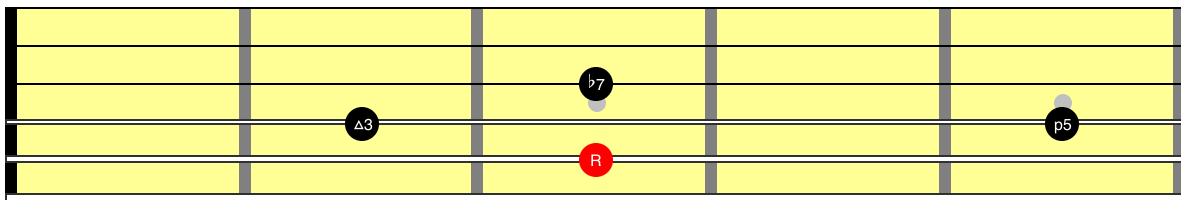
Am7



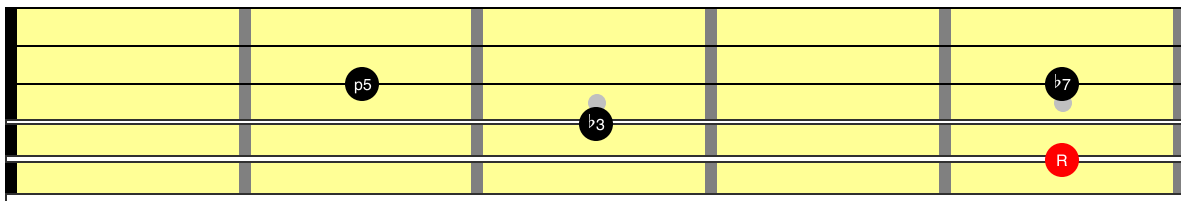
BbMaj7



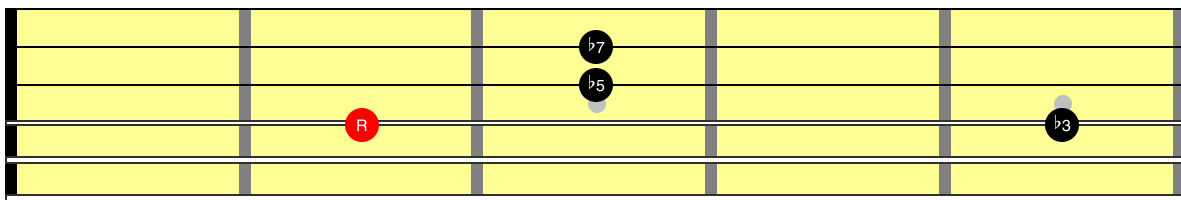
C7



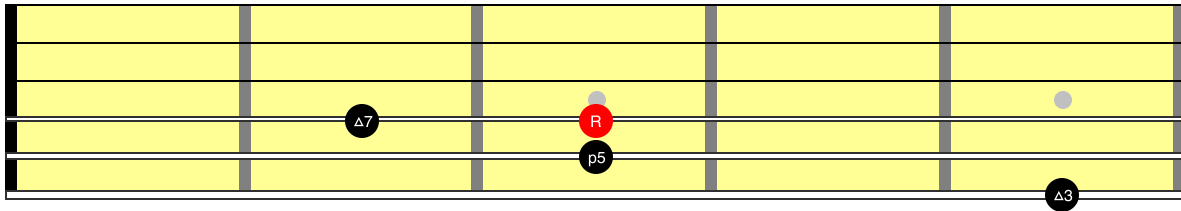
Dm7



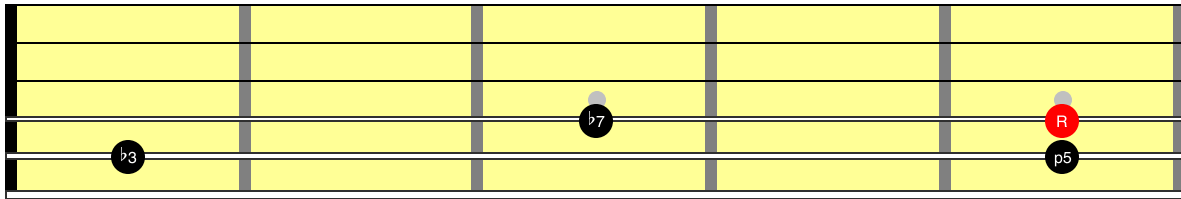
Em7b5



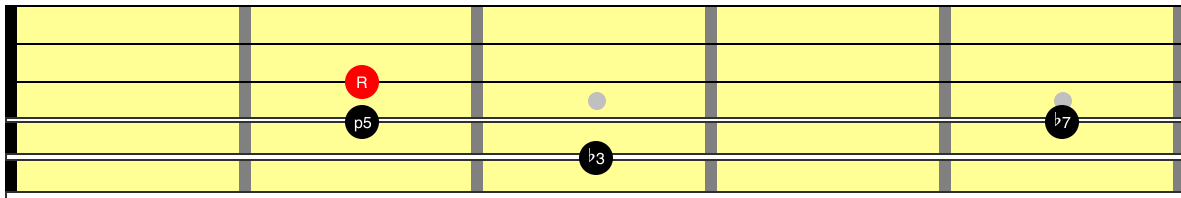
FMaj7



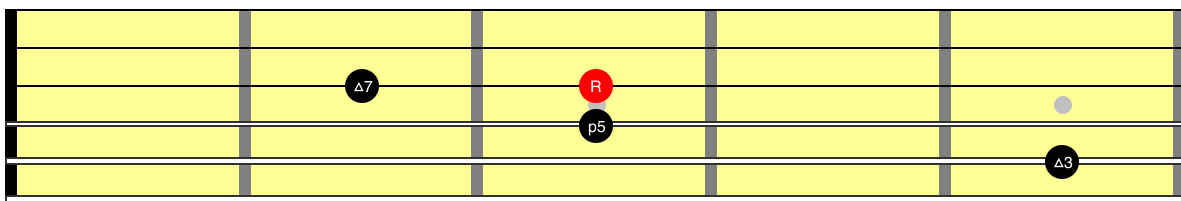
Gm7



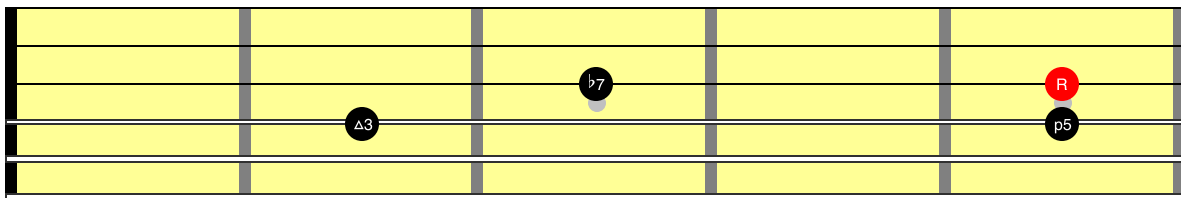
Am7



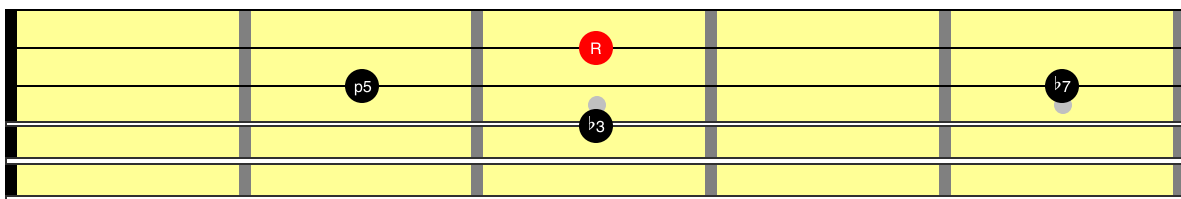
BbMaj7



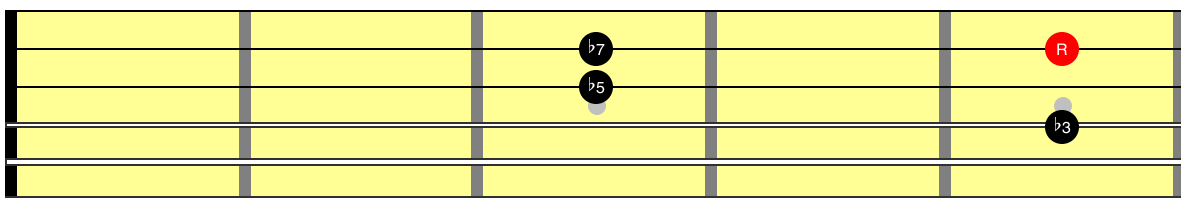
C7



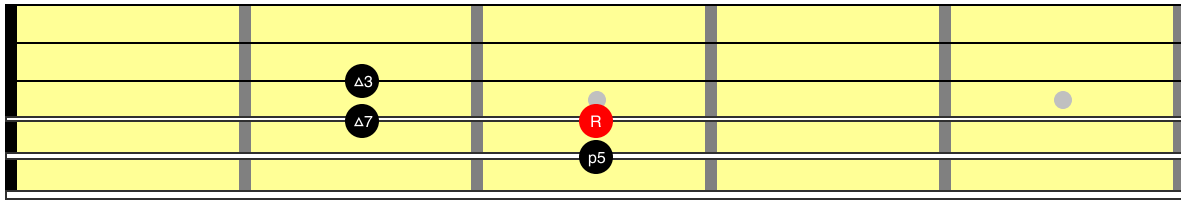
Dm7



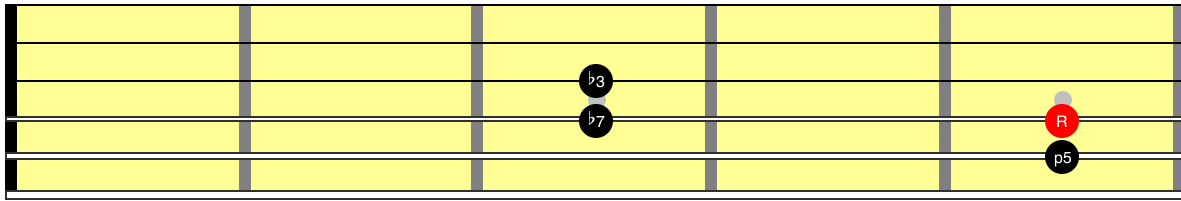
Em7b5



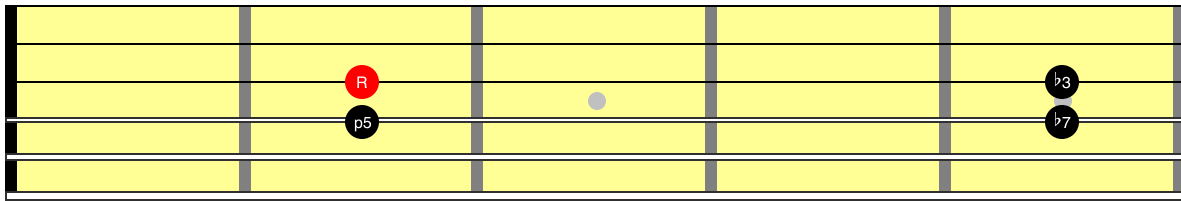
FMaj7



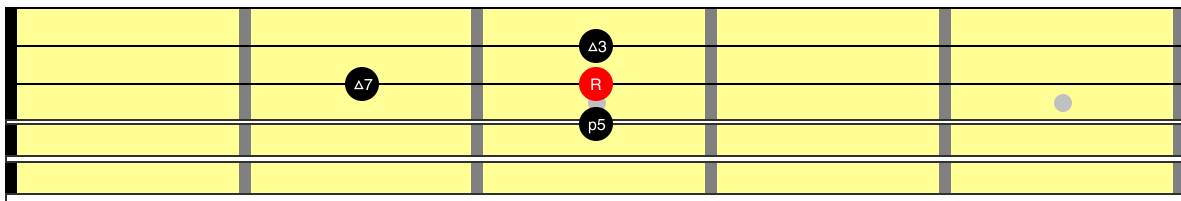
Gm7



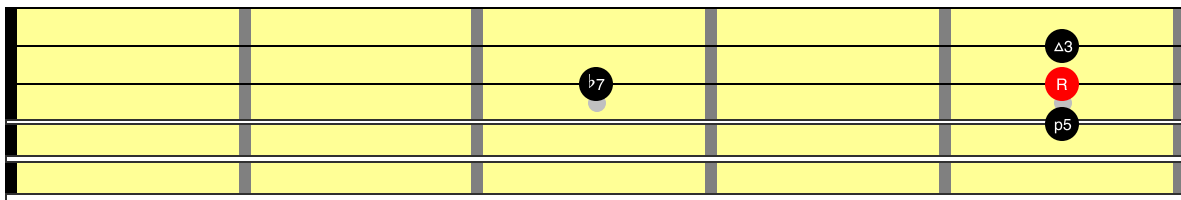
Am7



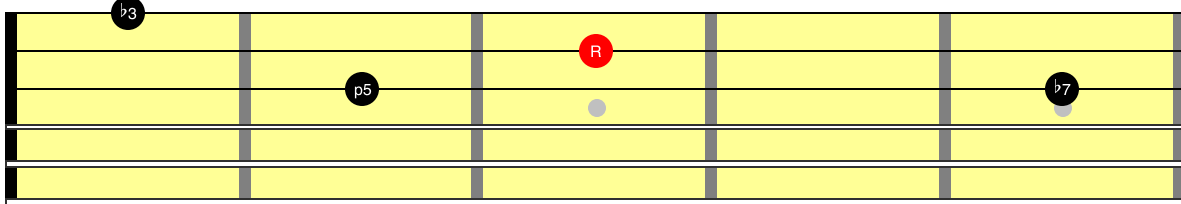
BbMaj7



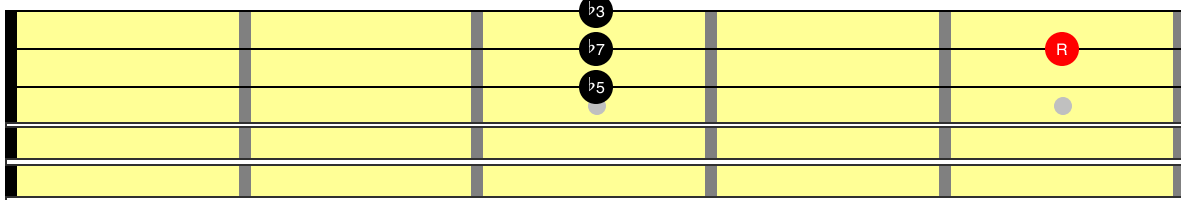
C7



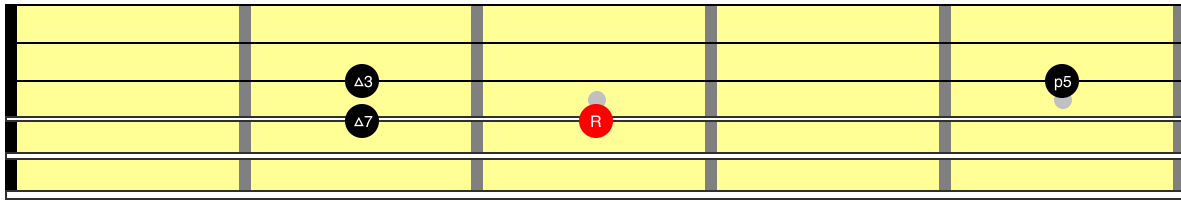
Dm7



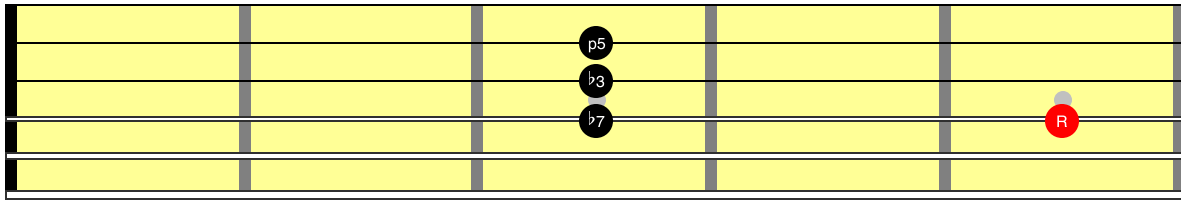
Em7b5



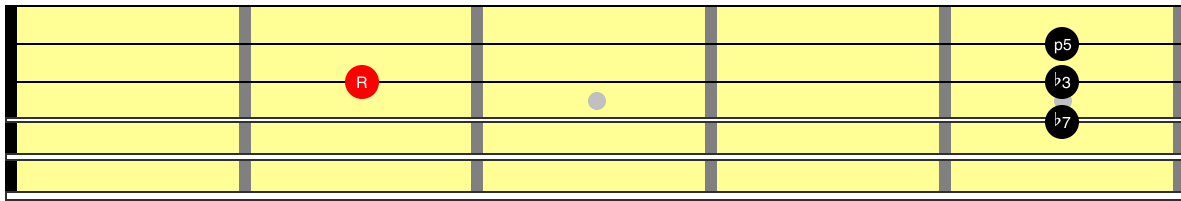
FMaj7



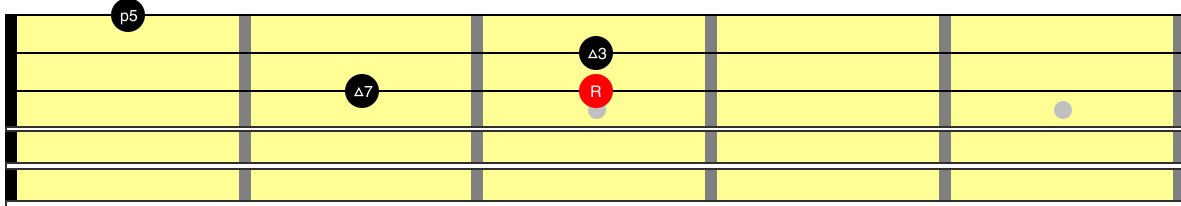
Gm7



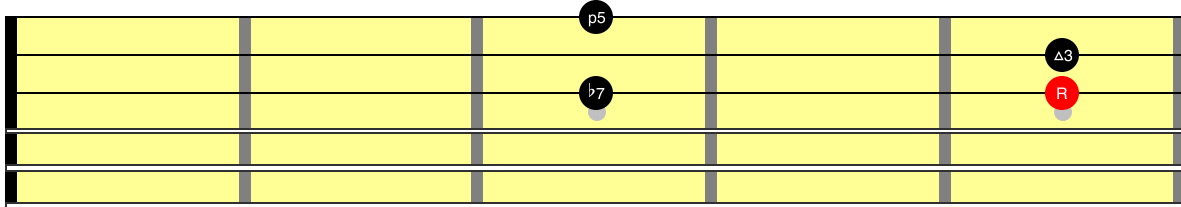
Am7



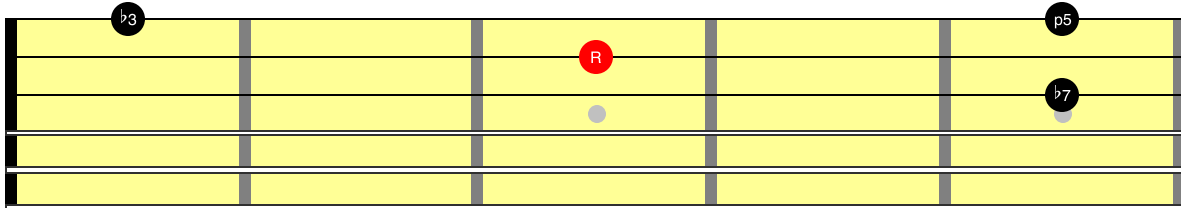
BbMaj7



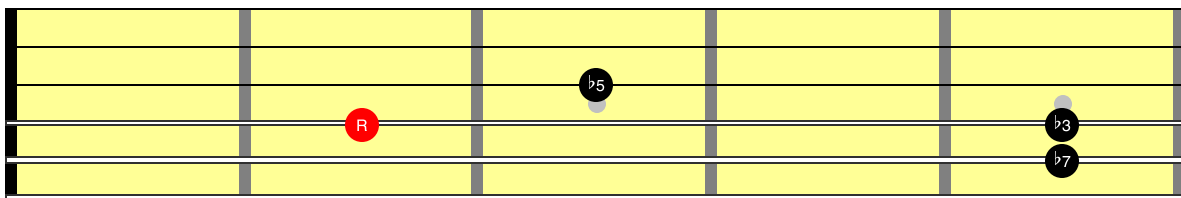
C7



Dm7



Em7b5



Musical score for guitar in 4/4 time. The score consists of a treble clef staff with a melody and a guitar tablature staff below it. The melody is written in a key signature of one flat (Bb) and a 4/4 time signature. The guitar tablature shows fingerings for each note. The chords are F, Dm, Gm, and C7. The final measure contains a whole note rest.

Treble Clef Staff:

- Measure 1: F4, G4, A4, Bb4, A4, G4, F4
- Measure 2: E4, D4, C4, Bb3, A3, G3, F3
- Measure 3: E4, D4, C4, Bb3, A3, G3, F3
- Measure 4: E4, D4, C4, Bb3, A3, G3, F3
- Measure 5: F3 (whole note)

Guitar Tablature Staff:

- Measure 1: 2-3-2-5-3-5-2-3
- Measure 2: 5-3-5-3-5-3-5-2-3
- Measure 3: 5-3-5-3-5-3-5-2-3
- Measure 4: 5-3-5-3-5-3-5-2-3
- Measure 5: 3 (whole note)

Chords: F, Dm, Gm, C7

Musical score for guitar in D minor, showing a melodic line in the treble clef and a guitar tablature in the bass clef. The score is divided into four measures corresponding to chords Am, Dm, Gm, and C7. The tablature includes fret numbers and fingerings (2, 3, 5) for each note.

Chords: Am, Dm, Gm, C7

Tablature:

| Measure | Chord | Notes (Fret) | Fingering |
|---------|-------|--------------|------------|
| 1 | Am | 2, 3, 5 | 2, 3, 5 |
| 2 | Dm | 2, 3, 5 | 2, 3, 5 |
| 3 | Gm | 3, 5, 3 | 3, 5, 3 |
| 4 | C7 | 3, 5, 3, 5 | 3, 5, 3, 5 |